

## DC Power Source CY-WYS-4

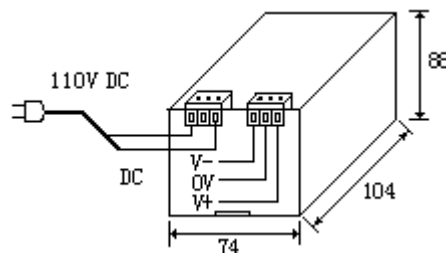
DC power source CY-WYS-4 is designed as accessory of electric sensors/transducers. It converts a DC voltage 110V into  $\pm 12V$  (or  $\pm 15V$ ) DC voltage, which can be used as power source to sensors/transducers. It has the features, such as high stability, low drift and strong resistance to the interference.

### Specifications

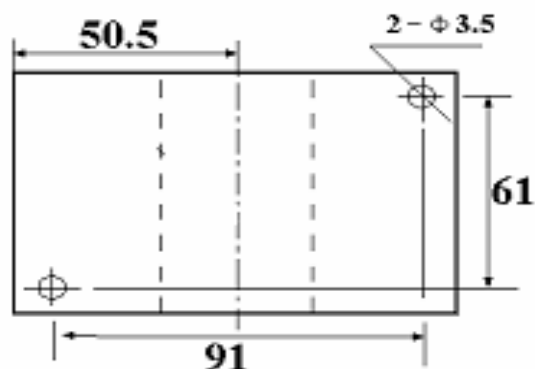
<b>Part number</b>	CY-WYS-4
<b>Input Range</b>	110V $\pm$ 10% V DC
<b>Load Ability</b>	500mA (positive direction, +12V/+15V) 300mA (negative direction, -12V/-15V)
<b>Output Ripple Vpp</b>	$\leq 10$ mV(RMS)

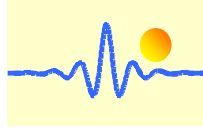
**Part number** CY-WYS-4/Output Voltage

### Case Style



### Mounting diagram





## Notes

1. Please check the part number according to the packing list and product labels carefully before use.
2. Please make sure that input and output are correctly connected in accordance with the connection diagram before power on.
3. The DC power sources should be used only in environments without conductive dust, corrosive or explosive gases.
4. Please ensure the terminal screws to be tightened securely and reliably before you test the electrical parameters with a multi-meter directly on the terminals.
5. If more than 2pcs of DC power sources are mounted together, keep please a minimum space ( $\geq 10$  mm) between adjacent units.
6. The DC power sources have been calibrated before delivery. Please contact the company if readjustment is required.
7. Don't disassemble the DC power sources. Please avoid any impacts or don't fall them down from a high place. Don't remove or destroy the product labels.
8. Please take additional and reasonable means to protect the power source from lightning, especially when the input and output wires are exposed.